



**NOTICE OF MEETING**

<b>Meeting:</b>	<b>Licensing Committee</b>
<b>Date and Time:</b>	<b>Tuesday 7 June 2022 7.00 pm</b>
<b>Place:</b>	<b>Council Chamber</b>
<b>Enquiries to:</b>	<b>Committee Services committeeservices@hart.gov.uk</b>
<b>Members:</b>	<b>Wildsmith (Chairman), Butler, Collins, Crisp, Coburn, Delaney, Farmer, Forster, Harward, Lamb and Smith</b>

Joint Chief Executive

CIVIC OFFICES, HARLINGTON WAY  
FLEET, HAMPSHIRE GU51 4AE

---

**AGENDA**

**This Agenda and associated appendices are provided in electronic form only and are published on the Hart District Council Website.**

**Please download all papers through the Modern.Gov app before the meeting.**

- **At the start of the meeting, the Lead Officer will confirm the Fire Evacuation Procedure.**
- **The Chairman will announce that this meeting may be recorded and that anyone remaining at the meeting has provided their consent to any such recording.**

**1 ELECTION OF VICE CHAIRMAN**

To elect a Vice-Chairman from the membership of the Committee for the Municipal year 2022/23.

## **2 MINUTES OF THE PREVIOUS MEETING (Pages 3 - 5)**

The minutes of the meeting held on 5 April 2022 are attached for confirmation and signature as a current record.

## **3 APOLOGIES FOR ABSENCE**

To receive any apologies for absence from Members\*.

**\*Note:** Members are asked to email Committee Services in advance of the meeting as soon as they become aware they will be absent.

## **4 DECLARATIONS OF INTEREST**

To declare disclosable pecuniary, and any other, interests\*.

**\*Note:** Members are asked to email Committee Services in advance of the meeting as soon as they become aware they may have an interest to declare.

## **5 CHAIRMAN'S ANNOUNCEMENTS**

## **6 HACKNEY CARRIAGE TARIFFS (Pages 6 - 35)**

To consider an increase to the Hackney Carriage fares and to approve a proposal for public consultation.

### **RECOMMENDATION**

1. To approve an increase in the current Hackney Fare table, for public consultation
2. Authorise the Head of Place to make minor administrative amendments to the documents prior to consultation

**Date of Publication: Thursday, 26 May 2022**

## LICENSING COMMITTEE

**Date and Time:** Tuesday 5 April 2022 at 7.00 pm

**Place:** Council Chamber

**Present:**

Butler, Coburn, Davies, Delaney, Farmer (Chairman), Forster and Smith

**In attendance:** Kinnell (Portfolio Holder), Lamb

**Officers:** Mark Jaggard, Head of Place  
Neil Hince, Environmental Health & Licensing Manager  
Emma Coles, Licensing Team Leader, Shared Licensing Services  
Andrew Wake, Senior Licensing Officer, Shared Licensing Services  
Rebecca Borrett, Committee Services Officer

### 14 MINUTES OF THE PREVIOUS MEETING

The minutes of the meeting held on 23 November 2021 were confirmed and signed as a correct record.

### 15 APOLOGIES FOR ABSENCE

None received.

### 16 DECLARATIONS OF INTEREST

Councillor Forster declared he is the trustee of a local charity with a non-prejudicial interest.

### 17 CHAIRMAN'S ANNOUNCEMENTS

The Chairman announced that the Hackney Carriage trade in Hart district have approached the Shared Licensing team and requested a review of the tariffs they are permitted to charge following the impact to the trade from the COVID 19 pandemic compounded by the current increase in fuel prices and the rises in cost of living.

A consultation is underway with the trade to review the three proposals that have been put forward. Once the majority of the trade have agreed on one proposal it will be brought to Licensing committee for approval. At that point it will be subject to wider consultation.

This item is not being brought to this Committee as it has been given urgent delegation so not to delay the process.

## **18 DRAFT CHARITY COLLECTION POLICY**

Members were asked to consider a draft Shared Licensing Service Charity Collection Policy and to approve it for consultation. There is no change to the detail from the previous Hart policy, apart from the addition of the Code of Conduct for people collecting via direct debits. Attention was drawn to Paragraph 4 of the report which shows as Appendix B and should read as Appendix 1.

Members asked about the impact of collection on credit or debit cards on payment terminals and were advised that the officers would need to confirm that they were categorised as cash for the purpose of this policy. Members agreed for this reason there needs to be clear rules for their use and suggested examples or advice from other authorities may be beneficial and officers confirmed an amendment to cover this will be explored.

### **DECISION**

1. The Committee approved the draft Shared Licensing Service Charity Collection Policy for consultation, subject to the amendment as discussed, being agreed by the Head of Place in consultation with the Chair of Licensing Committee and the Portfolio Holder.
2. The Committee authorised the Head of Place to make minor administrative amendments to the Policy prior to consultation.

## **19 APPROVAL FOR ADOPTION OF THE SHARED LICENSING SERVICE STATEMENT OF LICENSING POLICY FOLLOWING CONSULTATION**

Members were updated of the outcome of the public consultation on the draft Statement of Licensing Policy under the Licensing Act 2003. Officers advised only one representation was received and this was from Hampshire Police. From that there is no impact on the Policy or amendments required.

Members questioned if the consultation was a full public consultation or key stakeholders only. Officers confirmed it had been a full public consultation and extended to all responsible authorities. Member questioned if officers were satisfied the consultation was widely publicised enough and a representative range of responses received. Officers confirmed:

- It was emailed to all of the responsible authorities;
- Was published on the Hart District Council's public website; and
- Had been made available for a period of 12 weeks.

For these reasons Officers were satisfied everyone who wished to comment had done so.

Members questioned what would prompt further amendments within the 5 years. Officers explained this would generally be a change to legislation or if local

circumstances changed, for example a lot of licensed premises applied in a short period in a locality. Members clarified location specific issues would therefore come to Committee that Member would discuss and in turn necessitate a review.

Members asked in response from Hampshire Police's consultation comments the report responded in all cases 'the Council is aware' or 'they are covered by the licensing objectives', how does the Council ensure these points are at the forefront, particularly for new or varied licenses? Officers confirmed Police engage with all applicants requesting late night permissions and where they are not satisfied, they would make a representation or look to mediate. As this does not affect all licensed premises Officers do not want to uniformly add.

Members asked in Append B - Delegation of Functions for decision making under the Licensing Act, which states 'if an objection made by Police and not disregarded by the Officers'; why would the Council disregard it? Officers confirmed there was no scenario where the Council would not accept a Police recommendation if there was a relevant offence. It was agreed to amend the wording to remove 'and not disregarded by Officers' and Members agreed this amended version can be taken to full Council.

Members asked with reference to CCTV if there is a minimum specification required regarding quality and usability and effectiveness in dark. Officers confirmed there are, and the Police are permanently adding to the clarify and standards they require. Officers confirmed conditions of areas to be covered can be included and if there is evidence to support a need, can be added by way of a minor variation.

## **DECISION**

The Committee:

1. Endorsed the amended Shared Licensing Service Statement of Licensing Policy to be referred to Full Council for adoption. If adopted, it will be valid for a period of 5 years unless it is determined that an earlier review is necessary.
2. Recommended to full Council that the Statement of Licensing Policy is adopted.
3. Authorised the Head of Place to make minor alterations and typographical corrections to the Policy prior to its consideration by full Council.

The meeting closed at 7.30 pm



### **Amendment to Licensing Committee Papers**

The Licensing Committee scheduled for 7 June 2022 is due to consider a request to increase Hart District Council taxi tariffs. Report papers were initially published on the Council website on 26 May 2022.

The Council was made aware that there was an error in some of the appendices. A formula had been miss applied which meant the calculations showed a falling tariff rate for longer journeys and did not reflect the intended fare increase.

This is corrected with appropriate revisions made to the fare proposal option, and relevant Appendices C, H, I and J.

The original report papers published on the Council website have been amended with the revised appendices published on 27 May 2022.

## **LICENSING**

**DATE OF MEETING:** 7<sup>th</sup> June 2022

**TITLE OF REPORT:** Hackney Carriage Fare Review

**Report of:** Head of Place

**Cabinet member:** Cllr Tina Collins, Regulatory

### **1 PURPOSE OF REPORT**

- 1.1 The purpose of this report is to consider an increase to the Hackney Carriage fares and to approve a proposal for public consultation.

### **2 OFFICER RECOMMENDATION**

- 2.1 The Licensing Committee is recommended to:
- 2.2 to approve an increase to the current Hackney Fare table, set out in Annex G to this report, for public consultation.
- 2.3 authorise the Head of Place to make minor administrative amendments to the documents prior to consultation.

### **3 BACKGROUND**

- 3.1 The Hackney Carriage trade approached the Shared Licensing Team and requested a review of the tariffs they are permitted to charge, following the impact to the trade from the COVID-19 pandemic compounded by the current increase in fuel prices and living costs.
- 3.2 Section 65 of the Local Government (Miscellaneous Provisions) Act 1976 provides that a District Council may fix the rates or fares. This can be done in respect of both time and distance as well as all other charges in connection with the hire of a vehicle.
- 3.3 Three different proposals were presented to the Shared Licensing team, these are attached at Appendix B and summarised in paragraph 3.8 below.
- 3.4 An urgent delegation decision was taken to commence a consultation with the trade to review the three proposals that had been put forward. This was to avoid delay the process.
- 3.5 Licensing Committee on the 5 April 2022 was informed that the consultation was underway with the trade to review the three proposals that have been put forward. Once the majority of the trade had responded the options would be brought back to Licensing Committee to approve an option for wider consultation.

- 3.6 An initial consultation started on 31 March 2022 to the 7 April 2022. At this stage only 29% of the industry responded.
- 3.7 In light of this the Shared Licensing Service undertook a further consultation which took place from 8 April 2022 to 21 April 2022. This also included 2 further options. The results are:

	Option 1 / A	Option 2 / B	Option 3 / C	Option 4 / D	Option 5 / E
<b>Vote 1</b>	27	26	17	N/A	N/A
<b>Vote 2</b>	37	52	13	2	1
<b>Duplicate Votes</b>	15	19	9	0	0
<b>Total for Consultation</b>	<b>49</b>	<b>59</b>	<b>21</b>	<b>2</b>	<b>1</b>
<b>Percentage (rounded)</b>	<b>37%</b>	<b>45%</b>	<b>16%</b>	<b>2%</b>	<b>1%</b>

- 3.8 Summary of the options (they are more complicated than this – please see Appendix B) which have focused on the Standard Day Rate:

**Proposal A:** 1st mile flag, £4.00 for the first 5/10th of the mile, for the following 5/10th of a mile it should be 40p per 10th. That makes the first mile £6.00. After that the mile should be divided into 10 equal segments each segment has a value of 30p which would give a rolling mile of £3.00

**Proposal B:** Flag of £7.00 which will cover all or part of the first mile. This would be followed by 10 equal segments of £0.32 making a rolling mile £3.20

**Proposal C:** For the first 1,200 yards £4.00, for each subsequent mile £3.00. That makes the first mile £5.00. This means the rolling mile is £3.00.

**Proposal D:** An increase of £1.00 be added to the current flag fares.

**Proposal E:** Happy with the current tariff and do not want a change.

- 3.6 The additional time allowed for a greater response from the trade with a clear majority responding (57.5% of the trade). Any duplicate votes were removed from the total with all votes from the initial consultation being carried over. (Detailed results in Appendix C).

## 4 CONSIDERATION

- 4.1 The last tariff increase to Hackney Carriage Vehicle (HCV) fares was approved by this Committee in 2013 and came into force in 2014. The current fare table is attached at Appendix A.
- 4.2 While the trade was consulted on the tariff, the setting of the tariff is the responsibility of the Licensing Authority.



- 4.3 The licensing authority needs to ensure a careful balance between the need for drivers to make a living and the ability of the public to afford to travel safely needs to be met.
- 4.4 If an excessive tariff is set, the trade may look to set their fares below the maximum rate to attract custom. This practice causes confusion for users and creates a situation where people walk the rank seeking out the cheapest fare rather than just taking the vehicle at the head of the rank with all fares being consistent.
- 4.5 There are a number of variables in the cost of running a HC business including fuel, insurance, servicing, repairs and vehicle replacement. These, allied with the variations in annual mileage make it difficult to be precise in arriving at the component costs that could be considered.

The national average price of diesel in 2013 was 141.9p per litre with a local average of 142.3p per litre. The national average price of unleaded in 2013 was 137.5p per litre with a local average of 137.7p per litre.

The UK Average price of diesel in April 2022 (latest figures available at the time of drafting this report) was 175.9 p per litre with a local average of 174.6p per litre. The national average price of unleaded in April 2022 was 162.2p per litre with a local average of 160.4p per litre.

This is an increase of 34.0p for diesel and 24.7p for unleaded nationally and 32.3p for diesel and 32.7p for unleaded locally. (All figures sourced from the AA). At the time of drafting this report fuel prices at local stations are in excess of £1.60 a litre (unleaded) and £1.70 (diesel).

- 4.6 Proposal B received the most votes (59 votes, 25% of the trade / 45% of those who responded) and represents the most expensive proposal.
- 4.7 Proposal B would make Hart the most expensive tariff in the Country not including Heathrow (see Appendix F and G) and is not supported by Officers fearing this would be likely to discourage consumer use and have an overall detrimental impact on taxi trade custom levels. Taxi users are also subject to their own living cost increases and are likely to have less disposable income too.
- 4.8 Appendix H shows an alternative tariff that officers believe provides financial support to the trade, remains competitive with neighbouring districts and is reasonable for taxi users. Using the feedback from the trade the new tariff will be divided into 10ths of a mile as they feel this will make it easier for the public to understand.
- 4.9 A notice of any variation to the table of fares that may be agreed by this Committee will be advertised in a local newspaper. This notice is funded by licence fees and would cost approximately £200. The consultation will also be available on the Council's website for review.
- 4.10 The proposed table of fares will be deposited at the Council offices for a period of 14 days. Any objections received within 14 days of publication of

the notice and not withdrawn will be considered at a future meeting of the Licensing Committee and any variations agreed would come into effect the following day (or as soon as it is reasonably practicable to update vehicle fare meters).

- 4.11 If there are no objections, the revised fares will become effective as soon as reasonably practicable following the expiry of the 14 days' notice period (as soon as the Shared Licensing team are able to arrange for the taxi meters to be updated).

## **5 ALTERNATIVE OPTIONS CONSIDERED AND REJECTED**

- 5.1 No change to the current fare table. This would not meet the concerns of the hackney carriage trade or address the affordability issues of entering the trade.
- 5.2 The adoption of one of the tariffs proposed by the trade. Depending upon the option chosen this could cause a significant increase in fares that would prove divisive within the trade.
- 5.3 Adopt a different tariff to those outlined with this report. Setting a tariff is a complex and non-trivial exercise. Setting a new tariff or making fundamental changes to a tariff is best done in a less time sensitive arena than a committee hearing.

## **6 CORPORATE GOVERNANCE CONSIDERATIONS**

### **6.1 Service Plan**

Is the proposal identified in the Service Plan?	No
Is the proposal being funded from current budgets?	Yes
Have staffing resources already been identified and set aside for this proposal?	Yes

### **6.2 Legal and Constitutional Issues**

- 6.2.1 All decisions taken by or on behalf of the Council must:
- (a) be within the legal powers of the Council;
  - (b) comply with any procedural requirement imposed by law;
  - (c) be within the powers of the body or person exercising powers on behalf of the Council;
  - (d) be undertaken in accordance with the procedural requirements imposed by the Council e.g. standing orders and financial regulations;
  - (e) be fully and properly informed;
  - (f) be properly motivated;
  - (g) be taken having regard to the Council's fiduciary duty to its taxpayers; and
  - (h) be reasonable and proper in all the circumstances.

### **6.3 Financial and Resource Implications**

- 6.3.1 A notice of any variation to the table of fares that may be agreed by this Committee will be advertised in a local newspaper. This notice is funded by licence fees and would cost approximately £200.

## **7 EQUALITIES**

- 7.1 There are no direct equalities impacts arising from the recommendations.

## **8 CLIMATE CHANGE IMPLICATIONS**

- 8.1 There are no direct carbon/environmental impacts arising from the recommendations.

**Contact Details:** Emma Coles, Shared Licensing Team Leader  
[emma.coles@basingstoke.gov.uk](mailto:emma.coles@basingstoke.gov.uk)

## **APPENDICIES**

Appendix A: Current Fare Chart  
Appendix B: Proposals Voted on by the trade  
Appendix C Vote Results  
Appendix D: Fuel Price Data 2013  
Appendix E: Fuel Price Data 2022  
Appendix F: 2 Mile Test Information April 2022  
Appendix G: Local Area Comparison Table  
Appendix H: Proposed Fare Chart  
Appendix I: Newspaper Advert  
Appendix J Members of the Trade Consultation Email for New Tariff

**Hart District Council - Hackney Carriage Tariff**

**METER RATE TARIFF 1 (DAYTIME)**

(A)	<b>Any hiring commencing between 07.00 and 22.59 hrs Monday to Saturday (UNLESS METER RATE 2 or 3 APPLIES) for the first 5/13ths mile (676.9 yards/619.0 metres) or the first 3 minutes and 2.0 seconds or uncompleted part</b>	<b>£2.60</b>
(B)	<b>For each subsequent (or part) 1/13<sup>th</sup> mile (135.4 yards/123.8 metres) or 36.4 seconds or uncompleted part</b>	<b>20p</b>

**METER RATE TARIFF 2 (EVENINGS, SUNDAY & BANK HOLIDAYS)**

(A)	<b>Any hiring commencing between 23.00 and 06.59 on any day, or any hiring commencing at any time on a Sunday or a Bank/Public Holiday (UNLESS METER TARIFF RATE 3 APPLIES) for the first 5/13ths mile (676.9 yards/619.0 metres) or the first 3 minutes and 2.0 seconds or uncompleted part</b>	<b>£3.90</b>
(B)	<b>For each subsequent (or part) 1/13<sup>th</sup> mile (135.4 yards/123.8 metres) or 36.4 seconds or uncompleted part</b>	<b>30p</b>

**METER RATE TARIFF 3 (CHRISTMAS & NEW YEAR PERIOD)**

(A)	<b>Any hiring commencing between 21.00 and 23.59 on Christmas Eve or New Year's Eve, or any hiring commencing at any time on Christmas Day (25 Dec), or Boxing Day (26 Dec), or New Years Day (01 Jan), for the first 5/13ths mile (676.9 yards/619.0 metres) or the first 3 minutes and 2.0 seconds or uncompleted part</b>	<b>£5.20</b>
(B)	<b>For each subsequent (or part) 1/13<sup>th</sup> mile (135.4 yards/123.8 metres) or 36.4 seconds or uncompleted part</b>	<b>40p</b>

**EXTRA CHARGES**

(A)	<b>For each additional passenger in excess of 4 (four)</b>	<b>£1.00</b>
(B)	<b>Any fouling to the interior of the cab making it unfit for further hiring (at the discretion of the driver)</b>	<b>Up to a maximum of £100</b>
(C)	<b>For any hiring made by telephone or other prior arrangement</b>	<b>£1.00</b>

The driver may request payment of the full fare, or a deposit, in advance of departure.

Administered by the Head of Regulatory Services, Hart District Council. 01252 622122

Review of Hackney Carriage Tariffs – Initial Consultation with the Trade

Hart is committed to balancing the legitimate aims of the taxi trade to maintain profitability in the face of increasing costs, while protecting the public from excessive fares.

Could we therefore please ask you to read the information below and then respond by **5pm on the 7 April 2022 with your prefer proposal (details of those can be found below)**

Background

The current tariff scale was agreed in 2013 and came into force in 2014. Since then a number of discussions have taken place with the trade about potential adjustments to these fares

The shared licensing service noted that while the tariffs had recently been discussed, the views of the trade on changes to the fares was mixed with three different proposals now being submitted for review.

Before undertaking the required statutory consultation on any changes, we need to first consult with the trade to establish your preferred proposal on potential changes to the table of fares.

The current scheme comprises three tariffs details of which can be found attached in Appendix A attached to this email.

Proposal A

1st mile flag £4 for the first 5/10th of the mile for the following 5/10th of a mile it should be 40p per 10<sup>th</sup>. That makes the first mile £6

After that the mile should be divided into 10 equal segments each segment has a value of 30p that would give you a rolling mile of £3

Night rate and Sundays

Flag £5 for the first 5/10th of a mile then the following 5/10th of a mile it should be 50p that makes the first mile night rate £7.50

Every mile after that would be 10 equal segments of a mile at 50p per 10<sup>th</sup>.

Christmas timings would apply as they do now with Christmas still being double time.

Proposal B

Day Rate

Flag of £7 which will cover all or part of the first mile. This would be followed by 10 equal segments of £0.32 making a rolling mile £3.20

Night Rate

Flag of £7.50 which will cover all or part of the first mile. This would be followed by 10 equal segments of £0.50 making a rolling mile £5.00

The timings for Night rate and Christmas timings would apply as they do now with Christmas still being double time.

Proposal C

<b>Meter Rate 1 - DAY RATE</b> (Standard Fare) Daytime is between 0700 -2259. Unless rate 2, 3 or 4 applies		<b>Meter Rate 3 - NIGHT RATE, BANK HOLIDAYS</b> (Fare and a Half) Any night between 23:00-06:59 & all day on Bank Holidays. Unless rate 4 applies	
For the first 1200 yrds/1097.3 metres or uncompleted part	£4.00	For the first 1200 yrds/1097.3 metres or uncompleted part	£6.00
For each subsequent <b>MILE</b> (Charged at 20p per 117.3 yard/107.3 metres)	£3.00	For each subsequent <b>MILE</b> (Charged at 30p per 117.3 yard/107.3 metres)	£4.50
Waiting time £24 an hour (Charged at 20p per 30 second period)	£0.20	Waiting time £36.00 an hour (Charged at 30p per 30 second period)	£0.30

<b>Example Fare</b>		
1 Mile		£5.00
2 Miles		£8.00
3 Miles		£11.00
Plus any applicable extras & waiting time		

<b>Example fare</b>		
1 Mile		£7.50
2 Miles		£12.00
3 Mile		£16.50
Plus any applicable extras & waiting time		

<b>Meter Rate 2 - Sunday</b>		
Sunday between 07:00 & 23:59. Unless rate 4 applies		
For the first 1200 yds/1097.3 metres or uncompleted part		£4.80
For each subsequent <b>MILE</b> (Charged at 30p per 135.4yard/123.8 metres)		£3.90
Waiting time £30 an hour (Charged at 30p per 36 second period)		£0.30
<b>Example fare</b>		
1 Mile		£6.30
2 Miles		£10.20
3 Miles		£14.10
Plus any applicable extras & waiting time		

<b>Meter Rate 4 - CHRISTMAS\BOXING DAY\NEW YEAR (Double Fare)</b>		
All Day Christmas Day\Boxing Day\New Years Day & Christmas Eve\New Years Eve between 2100 - 2359		
For the first 1200 yds/1097.3 metres or uncompleted part		£6.00
For each subsequent <b>MILE</b> (Charged at 40p per 117.3 yard/107.3 metres)		£6.00
Waiting time £48 an hour (Charged at 40p per 30 second period)		£0.40
<b>Example fare</b>		
1 Mile		£10.00
2 Miles		£16.00
3 Miles		£22.00
Plus any applicable extras & waiting time		

**EXTRAS**

Any hire booked by phone, radio, internet or other prior arrangement	£1.00
For Each additional passenger above four passengers	£1.00
For Any hire Monday to Friday between 1800 and 2259 or Saturday 0700 to 2259 (Except where meter rate 4 applies)	50p

**FOULING CHARGE**

Any fouling to the interior of the cab making it unfit for hire up to £100

It will not be possible to include more than one option on the statutory consultation phase of this process and therefore respondents must **select one** of the proposal **only**.

This initial consultation **is open for comments from members of the Hart Taxi Trade from the 31 March 2022 to the 7 April 2022.**

Once the preferred option of the Taxi Trade has been established, we are required to undertake a further 14 day statutory public consultation to establish the view of residents, businesses and customers. If no objections are received to the statutory consultation the new tariffs would come into operation and with the approval of the licensing committee. If objections are received and not withdrawn an additional Licensing Committee will need to be arranged to consider any objections made during the newspaper advert consultation period.

The outcome of the preferred proposal will be shared after the closing date.

We look forward to receiving your responses, please reply to [licence@hart.gov.uk](mailto:licence@hart.gov.uk) for the attention of **Emma Coles, Review of Hackney Carriage Tariffs**

Kind Regards

E.Coles

Emma Coles  
Licensing Team Leader

Shared Licensing Service  
Basingstoke and Deane Borough Council and Hart District Council  
Tel: 01256 844844 or 01252 622122  
[Licensing@basingstoke.gov.uk](mailto:Licensing@basingstoke.gov.uk)  
[www.basingstoke.gov.uk](http://www.basingstoke.gov.uk)  
[@BasingstokeGov](https://www.facebook.com/BasingstokeGov) [f](https://www.facebook.com/BasingstokeGov) [@BasingstokeGov](https://www.facebook.com/BasingstokeGov)  
[www.hart.gov.uk](http://www.hart.gov.uk)  
[@twitter.com/HartCouncil](https://twitter.com/HartCouncil)

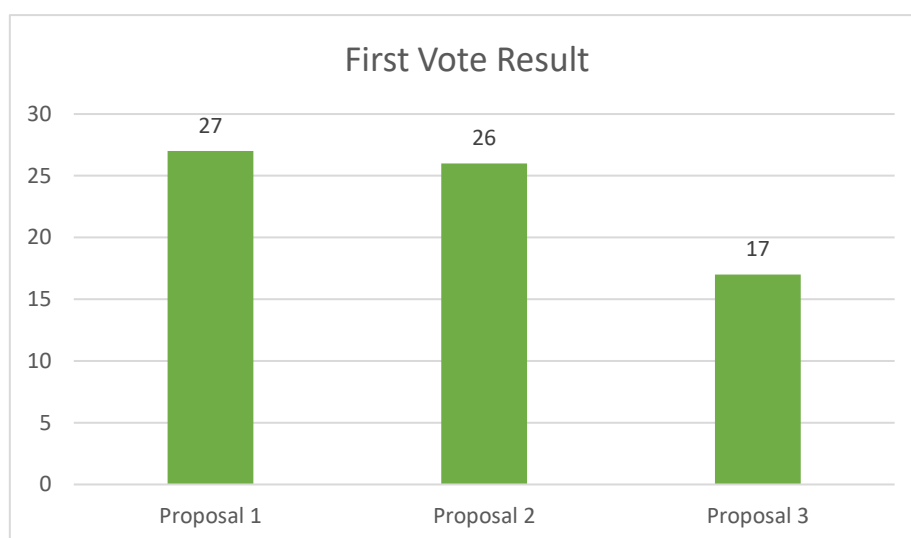


## Consultation Vote Result

### Initial Consultation 31 March to 7 April 2022

- Option A – 27 votes (12% drivers)
- Option B – 26 votes (11% drivers)
- Option C – 17 votes (7% drivers)

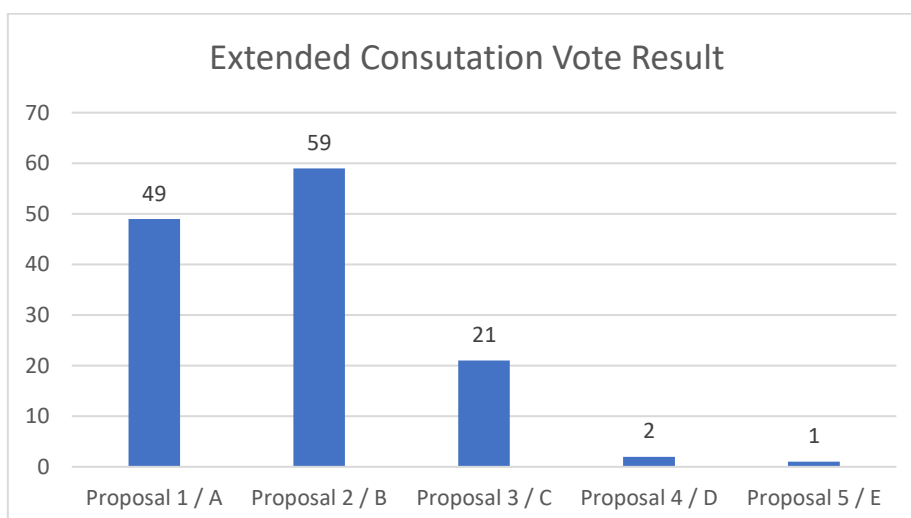
Total number voted 70 (30% of trade)



### Extended consultation 8 April to 21 April 2022

- Option A – 49 votes (21 % drivers)
- Option B – 59 votes (25 % drivers)
- Option C – 21 votes (10 % drivers)
- Option D – 2 votes (1 % drivers)
- Option E - 1 vote (0.5 % drivers)

Total number voted 132 (57.5 % of trade)





**Tariff 1 Percentage Increases Compare to Current Fares**

	1 Mile	2 Miles	3 Miles	4 Miles	5 Miles	6 Miles	7 Miles	8 Miles	9 Miles	10 Miles	Notes
<b>Current Hart Tariff</b>	£4.20	£6.80	£9.40	£12.00	£14.60	£17.20	£19.80	£22.40	£25.00	£27.60	Split into 13ths
<b>Proposal A</b>	£6.00	£9.00	£12.00	£15.00	£18.00	£21.00	£24.00	£27.00	£30.00	£33.00	Split into 10ths
<b>Percentage Increase</b>	43%	32%	28%	25%	23%	22%	21%	21%	20%	20%	
<b>Proposal B</b>	£7.00	£10.20	£13.40	£16.60	£19.80	£23.00	£26.20	£29.40	£32.60	£35.80	Split into 10ths
<b>Percentage Increase</b>	67%	50%	43%	38%	36%	34%	32%	31%	30%	28%	
<b>Proposal C</b>	£5.00	£8.00	£11.00	£14.00	£17.00	£20.00	£23.00	£26.00	£29.00	£32.00	Split into 10ths
<b>Percentage Increase</b>	19%	18%	17%	17%	16%	16%	16%	16%	16%	16%	
<b>Proposal D</b>	£5.20	£7.80	£10.40	£13.00	£15.60	£18.20	£20.80	£23.40	£26.00	£28.60	Split into 13ths
<b>Percentage Increase</b>	24%	15%	11%	8%	7%	6%	5%	4%	4%	4%	

### Proposal A comparison to Proposed New Tariff

Tariff 1								Tariff 2							
Flag		£3.00						Flag		£4.00					
Per unit		£0.300						Per unit		£0.450					
(= per mile)		£3.00						(= per mile)		£4.50					
		Hart	Trade	New?	Diff New from		Increase		Hart	Current	Trade	New?	Diff New from		Increase
		current	Proposal A	(calc)	Trade proposal		on current		current	ratio	Proposal A	(calc)	Trade proposal		on current
Flag		£2.60	£4.00	£3.00	-£1.00	-25.00%	15.38%	Flag	£3.90	1.50	£5.00	£4.00	-£1.00	-20.00%	2.56%
To end of mile	1	£4.20	£6.00	£4.80	-£1.20	-20.00%	14.29%	1	£5.40	1.29	£7.50	£6.70	-£0.80	-10.67%	24.07%
	2	£6.80	£9.00	£7.80	-£1.20	-13.33%	14.71%	2	£9.30	1.37	£12.50	£11.20	-£1.30	-10.40%	20.43%
	3	£9.40	£12.00	£10.80	-£1.20	-10.00%	14.89%	3	£13.20	1.40	£17.50	£15.70	-£1.80	-10.29%	18.94%
	4	£12.00	£15.00	£13.80	-£1.20	-8.00%	15.00%	4	£17.10	1.43	£22.50	£20.20	-£2.30	-10.22%	18.13%
	5	£14.60	£18.00	£16.80	-£1.20	-6.67%	15.07%	5	£21.00	1.44	£27.50	£24.70	-£2.80	-10.18%	17.62%
	6	£17.20	£21.00	£19.80	-£1.20	-5.71%	15.12%	6	£24.90	1.45	£32.50	£29.20	-£3.30	-10.15%	17.27%
	7	£19.80	£24.00	£22.80	-£1.20	-5.00%	15.15%	7	£28.80	1.45	£37.50	£33.70	-£3.80	-10.13%	17.01%
	8	£22.40	£27.00	£25.80	-£1.20	-4.44%	15.18%	8	£32.70	1.46	£42.50	£38.20	-£4.30	-10.12%	16.82%
	9	£25.00	£30.00	£28.80	-£1.20	-4.00%	15.20%	9	£36.60	1.46	£47.50	£42.70	-£4.80	-10.11%	16.67%
	10	£27.60	£33.00	£31.80	-£1.20	-3.64%	15.22%	10	£40.50	1.47	£52.50	£47.20	-£5.30	-10.10%	16.54%
Notes		Purple values are calculated from the red inputs (but Tariff 2 Flag can be set at a different rate as desired)													
		Calculation of first mile is £(Flag amount) + (balance of distance [here, 10 units - 4 units = 6 units] x tariff per unit)													

## Proposal B comparison to Proposed New Tariff

		Tariff 1							Tariff 2						
		Flag		£3.00					Flag		£4.00				
		Per unit		£0.300					Per unit		£0.450				
		(= per mile)		£3.00					(= per mile)		£4.50				
To end of mile	Flag	Hart current	Trade Proposal	New? (calc)	Diff New from Trade proposal	Increase on current		Flag	Hart current	Current ratio	Trade Proposal	New? (calc)	Diff New from Trade proposal	Increase on current	
		£2.60	£7.00	£3.00	£-4.00	-57.14%	15.38%		£3.90	1.50	£7.50	£4.00	£-3.50	-46.67%	2.56%
	1	£4.20	£7.00	£4.80	£-2.20	-31.43%	14.29%	1	£5.40	1.29	£7.50	£6.70	£-0.80	-10.67%	24.07%
	2	£6.80	£10.20	£7.80	£-2.40	-23.53%	14.71%	2	£9.30	1.37	£12.50	£11.20	£-1.30	-10.40%	20.43%
	3	£9.40	£13.40	£10.80	£-2.60	-19.40%	14.89%	3	£13.20	1.40	£17.50	£15.70	£-1.80	-10.29%	18.94%
	4	£12.00	£16.60	£13.80	£-2.80	-16.87%	15.00%	4	£17.10	1.43	£22.50	£20.20	£-2.30	-10.22%	18.13%
	5	£14.60	£19.80	£16.80	£-3.00	-15.15%	15.07%	5	£21.00	1.44	£27.50	£24.70	£-2.80	-10.18%	17.62%
	6	£17.20	£23.00	£19.80	£-3.20	-13.91%	15.12%	6	£24.90	1.45	£32.50	£29.20	£-3.30	-10.15%	17.27%
	7	£19.80	£26.20	£22.80	£-3.40	-12.98%	15.15%	7	£28.80	1.45	£37.50	£33.70	£-3.80	-10.13%	17.01%
	8	£22.40	£29.40	£25.80	£-3.60	-12.24%	15.18%	8	£32.70	1.46	£42.50	£38.20	£-4.30	-10.12%	16.82%
	9	£25.00	£32.60	£28.80	£-3.80	-11.66%	15.20%	9	£36.60	1.46	£47.50	£42.70	£-4.80	-10.11%	16.67%
	10	£27.60	£35.80	£31.80	£-4.00	-11.17%	15.22%	10	£40.50	1.47	£52.50	£47.20	£-5.30	-10.10%	16.54%
Notes		Purple values are calculated from the red inputs (but Tariff 2 Flag can be set at a different rate as desired)													
		Calculation of first mile is £(Flag amount) + (balance of distance [here, 10 units - 4 units = 6 units] x tariff per unit)													

## Proposal C comparison to Proposed New Tariff

Tariff 1								Tariff 2							
Flag		£3.00						Flag		£4.00					
Per unit		£0.300						Per unit		£0.450					
(= per mile)		£3.00						(= per mile)		£4.50					
		Hart	Trade	New?	Diff New from		Increase		Hart	Current	Trade	New?	Diff New from		Increase
		current	Proposal	(calc)	Trade proposal		on current		current	ratio	Proposal	(calc)	Trade proposal		on current
Flag		£2.60	£4.00	£3.00	-£1.00	-25.00%	15.38%	Flag	£3.90	1.50	£6.00	£4.00	-£2.00	-33.33%	2.56%
To end of mile	1	£4.20	£5.00	£4.80	-£0.20	-4.00%	14.29%	1	£5.40	1.29	£7.50	£6.70	-£0.80	-10.67%	24.07%
	2	£6.80	£8.00	£7.80	-£0.20	-2.50%	14.71%	2	£9.30	1.37	£12.00	£11.20	-£0.80	-6.67%	20.43%
	3	£9.40	£11.00	£10.80	-£0.20	-1.82%	14.89%	3	£13.20	1.40	£16.50	£15.70	-£0.80	-4.85%	18.94%
	4	£12.00	£14.00	£13.80	-£0.20	-1.43%	15.00%	4	£17.10	1.43	£21.00	£20.20	-£0.80	-3.81%	18.13%
	5	£14.60	£17.00	£16.80	-£0.20	-1.18%	15.07%	5	£21.00	1.44	£25.50	£24.70	-£0.80	-3.14%	17.62%
	6	£17.20	£20.00	£19.80	-£0.20	-1.00%	15.12%	6	£24.90	1.45	£30.00	£29.20	-£0.80	-2.67%	17.27%
	7	£19.80	£23.00	£22.80	-£0.20	-0.87%	15.15%	7	£28.80	1.45	£34.50	£33.70	-£0.80	-2.32%	17.01%
	8	£22.40	£26.00	£25.80	-£0.20	-0.77%	15.18%	8	£32.70	1.46	£39.00	£38.20	-£0.80	-2.05%	16.82%
	9	£25.00	£29.00	£28.80	-£0.20	-0.69%	15.20%	9	£36.60	1.46	£43.50	£42.70	-£0.80	-1.84%	16.67%
	10	£27.60	£32.00	£31.80	-£0.20	-0.62%	15.22%	10	£40.50	1.47	£48.00	£47.20	-£0.80	-1.67%	16.54%
Notes		Purple values are calculated from the red inputs (but Tariff 2 Flag can be set at a different rate as desired)													
		Calculation of first mile is £(Flag amount) + (balance of distance [here, 10 units - 4 units = 6 units] x tariff per unit)													

# Fuel Price Report

August 2013



## FUEL PRICE REPORT - AUGUST 2013

Average UK petrol prices have risen again over the past month, taking the total increase since the June low (134.6p) to almost 3p a litre. The cost of diesel has also gone up for the second month in a row. Oil: \$109 a barrel.

**Unleaded** prices have risen by 1.7ppl from 135.8ppl to 137.5ppl. **Diesel** prices have risen by 1.7ppl from 140.2ppl to 141.9ppl. The price difference between unleaded and diesel remains at 4.4ppl.

**Northern Ireland** recorded the highest price for **unleaded** at 138.4ppl. **London** has recorded the lowest price for **unleaded** at 136.9ppl. **Scotland** has recorded the highest **diesel** price at 142.7ppl. **The West Midlands and Yorkshire and Humberside** have the cheapest **diesel** at 141.4ppl.

Supermarket prices for **unleaded** rose by 2.1ppl. The gap between supermarket prices and the UK average for **unleaded** has increased to 1.8ppl.

The UK has the 9th highest petrol price and the 3rd highest diesel price.

Garages and Supermarkets	Unleaded 95 Octane (pence)		Diesel (pence)		Super Unleaded (pence)		LPG (pence)
	litres	(gallons)	litres	(gallons)	litres	(gallons)	litres
Northern Ireland	138.4	629.2	142.2	646.45	144.2	655.5	78.4
Scotland	138.0	627.4	142.7	648.73	145.5	661.5	66.5
Wales	138.0	627.4	142.5	647.82	145.1	659.6	64.8
North	137.4	624.6	141.6	643.73	149.5	679.6	64.9
North West	137.5	625.1	141.5	643.27	146.3	665.1	70.7
Yorkshire & Humberside	137.1	623.3	141.4	642.82	148.2	673.7	71.6
West Midlands	137.2	623.7	141.4	642.82	146.0	663.7	72.9
East Midlands	137.6	625.5	141.8	644.64	146.0	663.7	74.9
East Anglia	137.9	626.9	142.2	646.45	144.7	657.8	70.7
South East	137.7	626.0	142.3	646.91	145.6	661.9	71.0
South West	137.8	626.5	142.1	646.00	145.8	662.8	72.5
London	136.9	622.4	141.5	643.27	145.3	660.5	70.3
<b>UK AVERAGE</b>	<b>137.5</b>	<b>625.2</b>	<b>141.9</b>	<b>644.95</b>	<b>145.9</b>	<b>663.4</b>	<b>69.8</b>
Per cent taken as Tax		58.8		57.52		56.4	

Supermarkets	Unleaded 95 Octane		Diesel		Super unleaded		LPG
	Litres	(gallons)	litres	(gallons)	litres	(gallons)	litres
<b>SUPERMARKET AVERAGE</b>	<b>135.7</b>	<b>616.9</b>	<b>140.0</b>	<b>636.5</b>	<b>141.2</b>	<b>641.9</b>	<b>65.5</b>
Per cent taken as Tax		59.4		58.06		57.7	

The AA Public Affairs Fuel Price Report uses data sourced from Experian Catalyst ([www.catalist.com](http://www.catalist.com))  
They are an average of mid-month prices from the respective regions.

# Fuel Price Report

August 2013



## OVERSEAS PRICE COMPARISONS

Source of overseas price comparisons: European prices - European Road Information Centre (Geneva) and ec.europa weekly oil bulletins as at 12 August 2013. USA prices - Energy Information Administration, US Dept. of Energy – as at 12 August 2013.

## FUEL PRICES IN EUROPE AND THE USA

Country	Currency	Local Currency per litre		UK pence per litre	
		Unleaded	Diesel	Unleaded	Diesel
Austria	Euro	1.42	1.35	121.19	115.22
Belgium	Euro	1.68	1.47	143.38	125.46
Czech Republic	Czech Koruna	36.61	36.01	120.98	119.00
Denmark	Danish Krone	12.16	10.72	139.17	122.69
Finland	Euro	1.66	1.50	141.68	128.02
France	Euro	1.55	1.41	132.29	120.68
Germany	Euro	1.57	1.41	133.57	120.25
Greece	Euro	1.72	1.45	146.80	123.75
Netherlands	Euro	1.83	1.48	156.01	126.14
Hungary	Forint	414.00	422.00	117.28	119.55
Ireland	Euro	1.60	1.50	136.64	128.02
Italy	Euro	1.78	1.67	152.26	142.19
Luxembourg	Euro	1.35	1.21	115.13	103.27
Estonia	Euro	1.31	1.29	111.72	110.01
Norway	Norwegian Krone	15.46	14.05	167.01	151.78
Latvia	Lats	0.95	0.91	115.61	110.75
Lithuania	Litas	4.73	4.50	116.89	111.20
Poland	Zloty	5.59	5.58	112.15	111.95
Slovakia	Euro	1.52	1.39	129.56	118.80
Slovenia	Euro	1.51	1.39	129.22	118.63
Portugal	Euro	1.60	1.38	136.21	117.44
Spain	Euro	1.43	1.35	122.13	115.13
Sweden	Swedish Krona	14.63	14.48	143.31	141.84
Switzerland	Swiss Francs	1.83	1.90	126.31	131.14
United States of America	US Dollars	0.941	1.03	60.15	65.78
Malta	Euro	1.46	1.37	124.61	116.93
Bulgaria	Leva	2.61	2.66	113.68	115.86
Cyprus	Euro	1.39	1.40	118.63	119.49
Romania	New Leu	5.62	5.83	107.51	111.53

Note: We receive international prices to 3 decimal places and calculate the UK pence per litre on that price. Therefore, some countries will show the same price in their local currency to 2 decimal places, but the UK pence price could be slightly different. Please note the unleaded prices for France, Germany and Finland are for E10. That's petrol containing 10 per cent ethanol.

[http://www.theaa.com/public\\_affairs](http://www.theaa.com/public_affairs)



# Fuel price report (April 2022)

Unleaded prices have fallen from 163.8 p/litre last month to 162.2 p/litre now. Diesel prices have increased from 173.8 p/litre to 175.9 p/litre. The price difference between diesel and unleaded has grown to 13.7 p/litre.

**The South East** has recorded the highest price for **unleaded** at 163.4 p/litre. **Northern Ireland** has recorded the lowest price for **unleaded** at 160.0 p/litre. **The South East** has recorded the highest **diesel** price at 177.4 p/litre. **Northern Ireland** has the cheapest **diesel** at 171.8 p/litre.

Supermarket prices for **unleaded** now average 159.0 p/litre. The gap between supermarket prices and the UK average for **unleaded** has shrunk to 3.2 p/litre.

Garages and Supermarkets	Unleaded 95 Octane (pence)		Diesel (pence)		Super Unleaded (pence)		LPG (pence)
	litres	(gallons)	litres	(gallons)	litres	(gallons)	
Northern Ireland	160.0	727.4	171.8	781.0	169.2	769.2	0.0
Scotland	161.2	732.8	175.6	798.3	174.1	791.5	0.0
Wales	161.1	732.4	175.3	796.9	172.4	783.7	82.7
North East	160.4	729.2	174.6	793.7	173.9	790.6	99.9
North West	161.9	736.0	175.0	795.6	174.6	793.7	0.0
Yorkshire & Humberside	161.2	732.8	175.6	798.3	177.4	806.5	0.0
West Midlands	162.9	740.6	176.6	802.8	177.9	808.7	0.0
East Midlands	162.3	737.8	176.1	800.6	177.7	807.8	0.0
Essex and East Anglia	163.1	741.5	176.7	803.3	174.6	793.7	82.9
London	163.0	741.0	176.5	802.4	177.1	805.1	0.0
South East	163.4	742.8	177.4	806.5	176.5	802.4	84.3
South West	162.3	737.8	176.4	801.9	175.2	796.5	0.0
<b>UK AVERAGE</b>	<b>162.2</b>	737.4	<b>175.9</b>	799.7	<b>175.8</b>	799.2	<b>86.8</b>
Per cent taken as Tax		52.4		49.6		49.6	

Supermarkets	Unleaded 95 Octane		Diesel		Super unleaded		LPG
	Litres	(gallons)	litres	(gallons)	litres	(gallons)	
<b>SUPERMARKET AVERAGE</b>	<b>159.0</b>	<b>722.8</b>	<b>172.3</b>	<b>783.3</b>	<b>166.6</b>	<b>757.4</b>	<b>79.4</b>
Per cent taken as Tax		53.1		50.3		51.5	

The AA's fuel price report uses data sourced from Experian Catalist ([www.catalist.com](http://www.catalist.com)) They're an average of mid-month prices from the respective regions.

# Fuel price report (April 2022)

## EUROPE AND THE USA

Sources of overseas price comparisons:

European prices

- ec.europa weekly oil bulletins (25 April 2022)
- TCS Information Services (13 April 2022)

USA prices

- Energy Information Administration, US Dept. of Energy (18 April 2022)

Country	Currency	Local Currency per litre		UK pence per litre	
		Unleaded	Diesel	Unleaded	Diesel
Austria	Euro	1.72	1.83	144.55	154.05
Belgium	Euro	1.76	1.94	148.27	163.36
Czech Republic	Czech Koruna	42.56	44.70	145.14	152.44
Denmark	Danish Krone	15.53	14.93	175.65	168.86
Finland	Euro	2.17	2.20	182.81	184.83
France	Euro	1.79	1.88	150.53	157.74
Germany	Euro	2.03	2.04	170.62	171.46
Greece	Euro	2.07	1.83	174.40	153.46
Netherlands	Euro	2.09	2.00	175.58	167.93
Hungary	Forint	479.87	532.57	105.74	117.35
Ireland	Euro	1.82	1.90	152.96	159.69
Italy	Euro	1.77	1.77	148.53	148.62
Luxembourg	Euro	1.69	1.76	141.69	147.66
Estonia	Euro	1.83	1.80	154.22	150.94
Norway	Norwegian Krone	21.47	21.37	16.92	181.41
Latvia	Euro	1.78	1.82	149.58	153.20
Lithuania	Euro	1.67	1.73	140.61	145.19
Poland	Zloty	6.49	7.23	116.35	129.62
Slovakia	Euro	1.70	1.71	142.78	143.88
Slovenia	Euro	1.50	1.54	126.39	129.58
Portugal	Euro	1.98	1.93	166.08	161.96
Spain	Euro	1.82	1.85	152.80	155.35
Sweden	Swedish Krona	20.90	24.91	169.13	201.58
Switzerland	Swiss Francs	2.02	2.20	165.45	180.19
United States of America	US Dollars	1.07	1.35	85.27	107.58
Malta	Euro	1.34	1.21	112.68	101.75
Bulgaria	Leva	2.90	3.03	124.78	130.37
Cyprus	Euro	1.51	1.74	126.77	145.99
Romania	New Leu	7.70	8.57	130.95	145.75



TABLE  
COLOUR CODE

RISE IN 2022

RISE IN 2021

RISE IN 2020

RISE IN 2019

RISE IN 2018

RISE IN 2017

RISE IN 2016

RISE IN 2015

RISE IN 2014

RISE IN 2013

RISE IN 2012

RISE IN 2011

RISE IN 2010

RISE IN 2009

RISE IN 2008

NO SET FARE

# The Bryan Roland Memorial

## NATIONAL HACKNEY FARES TABLE APRIL 2022

POSITION	TARIFF ONE COUNCIL/AIRPORT	TWO MILE FARE	POSITION	TARIFF ONE COUNCIL	TWO MILE FARE	POSITION	TARIFF ONE COUNCIL	TWO MILE FARE
1	LONDON (HEATHROW)	£13.40	66	CRAWLEY	£6.70	131	COVENTRY	£6.30
2	EPSOM & EWELL	£9.80	67	EASTLEIGH	£6.70	132	DACORUM	£6.30
3	LONDON	£9.80	68	NORTH SOMERSET	£6.70	133	ISLE OF MAN	£6.30
4	LUTON AIRPORT	£9.70	69	NORTH TYNESIDE	£6.70	134	LEWES	£6.30
5	WATFORD (x)	£8.40	70	ROTHER	£6.70	135	PEMBROKESHIRE	£6.30
6	UTTLESFORD	£8.30	71	SHEFFIELD	£6.70	136	SOUTH HOLLAND	£6.30
7	WOKINGHAM	£8.20	72	SWINDON	£6.70	137	SOUTH RIBBLE	£6.30
8	READING	£8.00	73	HARBOROUGH	£6.68	138	DUNDEE CITY	£6.28
9	RESTORMEL	£7.90	74	ARUN	£6.60	139	FOREST OF DEAN	£6.27
10	BRIGHTON & HOVE	£7.80	75	BASINGSTOKE & DEANE	£6.60	140	BABERGH	£6.26
11	SURREY HEATH	£7.80	76	BRACKNELL FOREST	£6.60	141	MIDLOTHIAN	£6.22
12	GUILDFORD	£7.60	77	BRENTWOOD	£6.60	142	ARGYLL & BUTE	£6.20
13	KERRIER	£7.60	78	CAMBRIDGE CITY	£6.60	143	BIRMINGHAM	£6.20
14	OXFORD CITY	£7.60	79	CARLISLE	£6.60	144	BRAINTREE	£6.20
15	JERSEY	£7.43	80	EAST SUFFOLK (NORTH)	£6.60	145	CHICHESTER	£6.20
16	CHELTENHAM	£7.40	81	EDEN	£6.60	146	DAVENTRY	£6.20
17	MAIDSTONE	£7.40	82	EXETER	£6.60	147	DERBY	£6.20
18	WEST BERKSHIRE	£7.40	83	HARLOW	£6.60	148	EAST CAMBRIDGESHIRE	£6.20
19	MID SUSSEX	£7.40	84	HIGH PEAK	£6.60	149	EAST SUFFOLK (SOUTH)	£6.20
20	CARRICK	£7.30	85	MEDWAY	£6.60	150	FOLKESTONE & HYTHE	£6.20
21	GUERNSEY	£7.30	86	MORAY (x)	£6.60	151	HORSHAM	£6.20
22	WEYMOUTH & PORTLAND	£7.30	87	NORTH HERTS	£6.60	152	NORTHAMPTON	£6.20
23	BATH & NORTH EAST SOMERSET	£7.20	88	NORWICH	£6.60	153	NORTH EAST LINCOLNSHIRE	£6.20
24	BCP	£7.20	89	PLYMOUTH	£6.60	154	PORTSMOUTH UA	£6.20
25	DORSET	£7.20	90	RUNNYMEDE	£6.60	155	ROCHFORD	£6.20
26	TORRIDGE	£7.20	91	SCARBOROUGH	£6.60	156	SOLIHULL	£6.20
27	TUNBRIDGE WELLS	£7.20	92	SKETLAND ISLES	£6.60	157	SOUTHAMPTON	£6.20
28	YORK	£7.20	93	SOUTH CAMBRIDGE	£6.60	158	SPELTHORNE	£6.20
29	CHELMSFORD	£7.10	94	SOUTH GLOUCESTER	£6.60	159	ST ALBANS	£6.20
30	DARTFORD	£7.10	95	TEIGNBRIDGE	£6.60	160	STRATFORD ON AVON	£6.20
31	DOVER	£7.10	96	NORTH DEVON	£6.55	161	WEST OXFORD	£6.20
32	MOLE VALLEY	£7.10	97	ASHFORD	£6.50	162	WINCHESTER	£6.20
33	PENWITH	£7.10	98	DURHAM COUNTY COUNCIL	£6.50	163	CENTRAL BEDFORDSHIRE	£6.13
34	RUGBY	£7.10	99	HUNTINGDONSHIRE	£6.50	164	ABERDEENSHIRE	£6.10
35	SEVENOAKS	£7.06	100	LUTON	£6.50	165	CARDIFF	£6.10
36	EAST LOTHIAN	£7.00	101	SOUTH SOMERSET	£6.50	166	CLACKMANNAN	£6.10
37	EDINBURGH	£7.00	102	WORTHING	£6.50	167	EAST HERTS	£6.10
38	HARROGATE	£7.00	103	BASILDON	£6.40	168	ELMBRIDGE	£6.10
39	HERTSMERE	£7.00	104	BRISTOL	£6.40	169	FYLDE	£6.10
40	STROUD	£7.00	105	CANTERBURY	£6.40	170	NEW FOREST	£6.10
41	TONBRIDGE & MALLING	£7.00	106	COUNTY OF HEREFORD	£6.40	171	NORTH WARWICK	£6.10
42	WELWYN HATFIELD	£7.00	107	CREWE & NANTWICH	£6.40	172	SOUTH AYRSHIRE	£6.10
43	WILTSHIRE	£7.00	108	EAST HAMPSHIRE	£6.40	173	TAMWORTH	£6.10
44	COLCHESTER	£6.90	109	EAST LINDSEY	£6.40	174	SELBY	£6.06
45	EASTBOURNE	£6.90	110	HASTINGS	£6.40	175	CHARNWOOD	£6.05
46	VALE OF WHITE HORSE	£6.90	111	IPSWICH	£6.40	176	SCOTTISH BORDERS	£6.05
47	WEALDON	£6.90	112	LEEDS	£6.40	177	ABERDEEN CITY	£6.00
48	ADUR	£6.80	113	LINCOLN	£6.40	178	BLACKPOOL	£6.00
49	CARMARTHENSHIRE	£6.80	114	MALVERN HILLS	£6.40	179	BOSTON	£6.00
50	CARADON	£6.80	115	MELTON	£6.40	180	BROXTOWE	£6.00
51	EAST DEVON	£6.80	116	MID SUFFOLK	£6.40	181	BUCKINGHAMSHIRE	£6.00
52	FIFE	£6.80	117	NORTH KESTEVEN	£6.40	182	CASTLE POINT	£6.00
53	GLASGOW	£6.80	118	RUSHMOOR	£6.40	183	CONWY	£6.00
54	GRAVESHAM	£6.80	119	SHROPSHIRE	£6.40	184	EAST AYRSHIRE	£6.00
55	HART (x)	£6.80	120	SOUTHEND ON SEA	£6.40	185	EAST STAFFORDSHIRE	£6.00
56	MENDIP	£6.80	121	SOUTH LAKELAND	£6.40	186	GLOUCESTER	£6.00
57	NORTH CORNWALL	£6.80	122	STEVENAGE	£6.40	187	GREAT YARMOUTH	£6.00
58	NOTTINGHAM	£6.80	123	TENDRING	£6.40	188	GWYNEDD	£6.00
59	SEDGEMOOR	£6.80	124	WAVERLEY	£6.40	189	ISLE OF WIGHT	£6.00
60	SOMERSET WEST & TAUNTON	£6.80	125	WINDSOR & MAIDENHEAD	£6.40	190	KETTERING	£6.00
61	SWALE	£6.80	126	WOKING	£6.40	191	KINGS LYNN & WEST NORFOLK	£6.00
62	WOLVERHAMPTON	£6.80	127	GLoucester & SLIERWOOD	£6.32	192	MILTON KEYNES	£6.00
63	NUNEATON & BEDWORTH	£6.75	128	BLACKBURN	£6.30	193	NORTH WEST LEICESTER	£6.00
64	TORBAY	£6.75	129	BURY	£6.30	194	PETERBOROUGH	£6.00
65	CHESTER	£6.70	130	COTSWOLD (y)	£6.30	195	RYEDALE	£6.00

POSITION	TARIFF ONE COUNCIL	TWO MILE FARE	POSITION	TARIFF ONE COUNCIL	TWO MILE FARE	POSITION	TARIFF ONE COUNCIL	TWO MILE FARE
196	SLOUGH	£6.00	261	BRADFORD	£5.60	326	CONGLETON	£5.10
197	SOUTH HAMS	£6.00	262	BRECKLAND	£5.60	327	GATESHEAD	£5.10
198	SOUTH TYNESIDE	£6.00	263	DENBIGHSHIRE	£5.60	328	SOUTH STAFFORDSHIRE	£5.10
199	STOCKPORT	£6.00	264	GOSPORT	£5.60	329	COPELAND	£5.00
200	TAMESIDE	£6.00	265	HINCKLEY & BOSWORTH	£5.60	330	EAST NORTHANTS	£5.00
201	TEST VALLEY (x)	£6.00	266	LIVERPOOL	£5.60	331	KIRKLEES	£5.00
202	THREE RIVERS	£6.00	267	NEWPORT	£5.60	332	NORTH LANARKSHIRE	£5.00
203	THURROCK	£6.00	268	RICHMONDSHIRE	£5.60	333	ROCHDALE	£5.00
204	VALE OF GLAMORGAN	£6.00	269	RUSHCLIFFE	£5.60	334	ROSSENDALE	£5.00
205	WARWICK	£6.00	270	SANDWELL	£5.60	335	SOUTH NORTHANTS	£5.00
206	WEST LINDSEY	£6.00	271	SUNDERLAND	£5.60	336	CORBY	£4.90
207	WIRRAL	£6.00	272	WEST LOTHIAN (x)	£5.60	337	MIDDLESBROUGH	£4.90
208	DARLINGTON	£5.95	273	WREXHAM	£5.60	338	TELFORD & WREKIN	£4.90
209	BASSETLAW	£5.90	274	CHERWELL	£5.56	339	WELLINGBOROUGH	£4.90
210	BROXBORNE	£5.90	275	NEWCASTLE-UNDER-LYME	£5.55	340	WESTERN ISLES (x)	£4.85
211	DUDLEY	£5.90	276	DUMFRIES & GALLOWAY	£5.50	341	ASHFIELD	£4.80
212	KINGSTON-UPON-HULL	£5.90	277	EAST DUNBARTONSHIRE	£5.50	342	DERBYSHIRE DALES	£4.80
213	MANCHESTER	£5.90	278	EPPING FOREST	£5.50	343	HYNDBURN	£4.70
214	NORTHUMBERLAND	£5.90	279	EREWASH	£5.50	344	BOLSOVER	£4.60
215	STAFFORD	£5.90	280	FALKIRK	£5.50	345	BURNLEY	£4.50
216	STOKE-ON-TRENT UA	£5.90	281	HAMBLETON	£5.50	346	REDCAR & CLEVELAND	£4.50
217	TANDBRIDGE	£5.90	282	MERTHYR TYDFIL	£5.50	347	STOCKTON ON TEES	£4.50
218	WALSALL	£5.90	283	OLDHAM	£5.50	348	OADBY & WIGSTON	£4.40
219	CALDERDALE	£5.85	284	TORFAEN	£5.50	349	PENDLE	£4.40
220	TEWKESBURY	£5.85	285	CEREDIGION	£5.46	350	MALDON	£
221	BARNLEY	£5.80	286	NEATH PORT TALBOT	£5.46	351	RUTLAND	£
222	BARROW IN FURNESS	£5.80	287	SALFORD	£5.46	352	SOUTH DERBYSHIRE	£
223	BEDFORD	£5.80	288	ALLERDALE	£5.45	353	SOUTH NORFOLK	£
224	BRIDGEND	£5.80	289	CAERPHILLY	£5.40	354	SOUTH OXFORDSHIRE	£
225	BROMSGROVE	£5.80	290	CLYDEBANK	£5.40	355	WEST DEVON	£
226	EAST KILBRIDE (x)	£5.80	291	DUNBARTON & VALE OF LEVEN (x)	£5.40			
227	FAREHAM	£5.80	292	ELLESMERE PORT	£5.40			
228	FLINTSHIRE	£5.80	293	HARTLEPOOL	£5.40			
229	HALTON	£5.80	294	MACCLESFIELD	£5.40			
230	HAVANT	£5.80	295	PERTH & KINROSS	£5.40			
231	HIGHLAND (x)	£5.80	296	POWYS	£5.40			
232	LANCASTER	£5.80	297	PRESTON	£5.40			
233	LEICESTER	£5.80	298	ROTHERHAM	£5.40			
234	LICHFIELD	£5.80	299	THANET	£5.40			
235	NEWCASTLE-UPON-TYNE	£5.80	300	WYCHAVON	£5.40			
236	NORTHERN IRELAND	£5.80	301	MANSFIELD	£5.35			
237	NORTH LINCOLNSHIRE	£5.80	302	INVERCLYDE	£5.34			
238	NORTH NORFOLK	£5.80	303	CRAVEN (x)	£5.30			
239	ORKNEY (x)	£5.80	304	EAST RENFREW	£5.30			
240	REIGATE & BANSTEAD	£5.80	305	FENLAND (x)	£5.30			
241	RUTHERGLEN (x)	£5.80	306	NORTH AYRSHIRE	£5.30			
242	SEFTON	£5.80	307	REDDITCH	£5.30			
243	TRAFFORD	£5.80	308	RIBBLE VALLEY	£5.30			
244	WEST SUFFOLK	£5.80	309	SOUTH KESTEVEN	£5.30			
245	WIGAN	£5.80	310	SOUTH LANARKSHIRE (Clydesdale)	£5.30			
246	WORCESTER	£5.80	311	ST HELENS	£5.30			
247	WYRE	£5.80	312	VALE ROYAL	£5.30			
248	YNS MON	£5.80	313	WYRE FOREST	£5.30			
249	CHESTERFIELD	£5.75	314	BLABY	£5.24			
250	DONCASTER	£5.75	315	AMBER VALLEY	£5.20			
251	NORTH EAST DERBYSHIRE	£5.75	316	BLAENAU GWENT	£5.20			
252	ANGUS	£5.70	317	BOLTON	£5.20			
253	CANNOCK CHASE	£5.70	318	EAST RIDING	£5.20			
254	GEDLING	£5.70	319	HAMILTON (x)	£5.20			
255	MID DEVON	£5.70	320	KNOWSLEY	£5.20			
256	MONMOUTHSHIRE	£5.70	321	RHONDDA CYNON TAFF	£5.20			
257	RENFREWSHIRE	£5.70	322	STAFFS MOORLANDS	£5.20			
258	STIRLING (x)	£5.70	323	WAKEFIELD	£5.20			
259	SWANSEA	£5.70	324	WEST LANCASHIRE	£5.20			
260	WARRINGTON	£5.70	325	CHORLEY	£5.10			

# TABLE COLOUR CODE

RISE IN 2022

RISE IN 2021

RISE IN 2020

RISE IN 2019

RISE IN 2018

RISE IN 2017

RISE IN 2016

RISE IN 2015

RISE IN 2014

RISE IN 2013

RISE IN 2012

RISE IN 2011

RISE IN 2010

RISE IN 2009

RISE IN 2008

NO SET FARE

Councils in positions 350-355 do not impose a tariff for their hackney carriages and instead the individual vehicle charges an agreed fare prior to the journey.

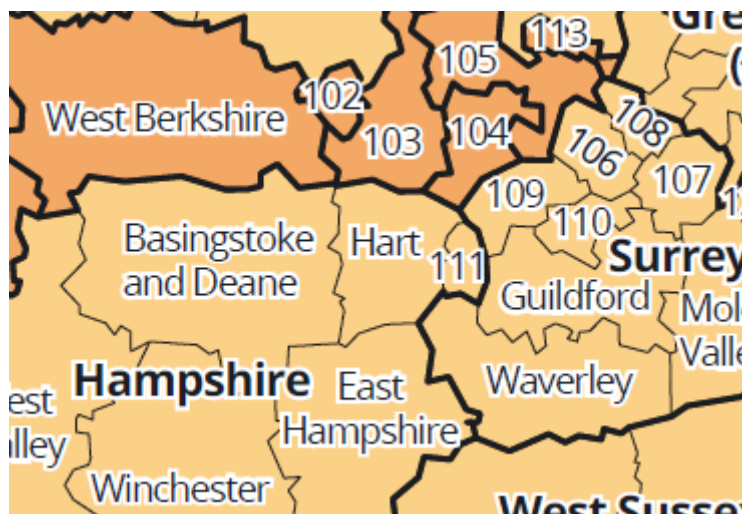
NATIONAL AVERAGE  
TWO MILE HACKNEY FARE  
TARIFF ONE  
IS NOW £6.17

## PLEASE NOTE

The eagle-eyed amongst you will notice that our hackney fares table has reduced by a further three this month as the licensing authorities of West, East and North Dorset, together with Purbeck have amalgamated under the single licensing authority of Dorset. The new authorities who provide their own individual tariffs are now 355. Where an (x) appears by a listing, a fare update has been passed by the council, but our fare has not increased. In the case of Cotswold where a (y) appears alongside the listing, the (y) refers to a fare update but one in which the fare has decreased for a two mile tariff.

The Bryan Roland Memorial  
NATIONAL HACKNEY FARES TABLE  
APRIL 2022

## Local Area Comparison Table



102 Reading	108 Spelthorne
103 Wokingham	109 Surrey Heath
104 Bracknell Forest	110 Woking
105 Windsor and Maidenhead	111 Rushmoor
106 Runnymede	112 South Bucks
107 Elmbridge	113 Slough

	2 Miles	Last Increase
<b>Current Hart Tariff</b>	£6.80	2014
<b>East Hampshire</b>	£6.40	2018
<b>Waverley</b>	£6.40	2019
<b>Basingstoke</b>	£7.60	2022
<b>Wokingham</b>	£8.20	2022
<b>Bracknell Forest</b>	£6.60	2012
<b>Surrey Heath</b>	£7.80	2022
<b>Rushmoor</b>	£6.40	2018

**Hackney Carriage Fare Table (all changes include VAT) effective from 23 June 2022**

<b>Distance</b>	<b>Tariff 1</b> Daily between 7am-11pm	<b>Tariff 2</b> Daily between 11pm-7am and all bank/public holidays not covered under tariff 3 and on Sunday	<b>Tariff 3</b> Between 8pm on Christmas Eve to 7am on 27 December and New Year's Eve from 7pm to 7am on 2 January
Flag fare	<b>£3.00</b>	<b>£4.00</b>	<b>£6.00</b>
Mile 1	£4.80	£6.70	£9.60
Mile 2	£7.80	£11.20	£15.60
Mile 3	£10.80	£15.70	£21.60
Mile 4	£13.80	£20.20	£27.60
Mile 5	£16.80	£24.70	£33.60
Mile 6	£19.80	£29.20	£39.60
Mile 7	£22.80	£33.70	£45.60
Mile 8	£25.80	£38.20	£51.60
Mile 9	£28.80	£42.70	£57.60
Mile 10	£31.80	£47.20	£63.60

**Extra Charges**

For each additional passenger in excess of 4 (four)	£1.00
Any fouling to the interior of the cab making it unfit for further hiring (at the discretion of the driver)	Up to a maximum of £100

Any complaints concerning the driver or vehicle must be made in writing to the Licensing Team, Civic Offices, London Road, Basingstoke, Hants, RG21 4AH or by email to [licence@hart.gov.uk](mailto:licence@hart.gov.uk). The Licensing Team can be contacted by telephone on 01252 622122.

The meter can only be switched on when you enter the hackney carriage.

**Thank you for using hackney carriage services in Hart.**

**All passengers are reminded that the law requires them to use the seat belts provided.**

## **Hart District Council Hackney Carriage Fare Calculations**

### **Day rate**

£3.00 for 4/10<sup>th</sup> mile (176 yards or 160.9344 Meters)

Then by 30p for 6/10<sup>th</sup> mile (176 yards or 160.9344 Meters) up to 1 mile (£4.80 for mile 1)

Then 30p for 1/10<sup>th</sup> mile (176 yards or 160.9344 Meters) thereafter.

### **Night rate**

£4.00 for 4/10<sup>th</sup> mile (176 yards or 160.9344 Meters)

Then by 45p for 6/10<sup>th</sup> mile (176 yards or 160.9344 Meters) up to 1 mile (£6.70 for mile 1)

Then 45p for 1/10<sup>th</sup> mile (176 yards or 160.9344 Meters) thereafter.

### **Christmas and New Year rate**

Double that of the Day tariff

## Hart District Council

### *Local Government (Miscellaneous Provisions) Act 1976 Section 65 Hackney Carriage Fares*

**NOTICE IS HEREBY GIVEN** that Hart District Council proposes to vary the table of fares chargeable as follows:

1. Tariff 1 - Day rate will increase to, £3.00 for 4/10th mile (176 yards or 160.9344 Meters). Then by 30p for 6/10th mile (176 yards or 160.9344 Meters) up to 1 mile (£4.80 for mile 1). Then 30p for 1/10th mile (176 yards or 160.9344 Meters) thereafter.
2. Tariff 2 - Night rate and Sundays will increase to, £4.00 for 4/10th mile (176 yards or 160.9344 Meters). Then by 45p for 6/10th mile (176 yards or 160.9344 Meters) up to 1 mile (£6.70 for mile 1). Then 45p for 1/10th mile (176 yards or 160.9344 Meters) thereafter,
3. Tariff 3 - Christmas and New Year rate will be double that of tariff 1

<b>Distance</b>	<b>Tariff 1</b> Daily between 7am-11pm	<b>Tariff 2</b> Daily between 11pm-7am and all bank/public holidays not covered under tariff 3 and Sundays	<b>Tariff 3</b> Between 8pm on Christmas Eve to 7am on 27 December and New Year's Eve from 7pm to 7am on 2 January
Flag fare	<b>£3.00</b>	<b>£4.00</b>	<b>£6.00</b>
Mile 1	£4.80	£6.70	£9.60
Mile 2	£7.80	£11.20	£15.60
Mile 3	£10.80	£15.70	£21.60
Mile 4	£13.80	£20.20	£27.60
Mile 5	£16.80	£24.70	£33.60
Mile 6	£19.80	£29.20	£39.60
Mile 7	£22.80	£33.70	£45.60
Mile 8	£25.80	£38.20	£51.60
Mile 9	£28.80	£42.70	£57.60
Mile 10	£31.80	£47.20	£63.60

Any objections to the proposed variation should be submitted in writing to the undersigned by **23<sup>rd</sup> JUNE 2022**.

A copy of this notice is available for public inspection during normal office hours at The Civic Offices, London Road, Basingstoke RG21 4AH, for 14 days from the date below.

**9<sup>th</sup> JUNE 2022**

If no objections are received, or any such objections are subsequently withdrawn, the revised table of fares shall come into operation from **THURSDAY 23<sup>rd</sup> JUNE 2022. (or as soon as the licensing department can have the meters updated)**

Robert Draper  
Interim Head of Service  
The Civic Offices,  
London Road,  
Basingstoke  
RG21 4AH



Dear Members of the Hackney Taxi Trade

Hart District Council's Licensing Committee met on the 7 June 2022 to consider a review of hackney carriage tariff following a request from the trade.

Following that meeting and in accordance with the Local Government (Miscellaneous Provisions) Act 1976 Section 65 Hackney Carriage Fares I am writing to you to give you notice that Hart District Council proposes to vary the table of fares chargeable in the district as follows:

1. Tariff 1 - Day rate will vary to, £3.00 for 4/10th mile (176 yards or 160.9344 Meters). Then by 30p for 6/10th mile (176 yards or 160.9344 Meters) up to 1 mile (£4.80 for mile 1). Then 30p for 1/10th mile (176 yards or 160.9344 Meters) thereafter.
2. Tariff 2 - Night rate and Sundays will vary to, £4.00 for 4/10th mile (176 yards or 160.9344 Meters). Then by 45p for 6/10th mile (176 yards or 160.9344 Meters) up to 1 mile (£6.70 for mile 1). Then 45p for 1/10th mile (176 yards or 160.9344 Meters) thereafter.
3. Tariff 3 - Christmas and New Year rate will be double that of the Day tariff 1

Any objections to the proposed variations must be submitted in writing to Emma Coles by **Thursday 23<sup>rd</sup> June by 5pm** at the following address: [Licence@hart.gov.uk](mailto:Licence@hart.gov.uk)

A copy of the notice is will also be printed in the Hampshire Independent. A copy of this notice is available for public inspection during normal office hours at The Civic Offices, London Road, Basingstoke RG21 4AH, for 14 days from the date below.

**9<sup>th</sup> June 2022**

If no objections are received, or any such objections are subsequently withdrawn, the revised table of fares shall come into operation from **THURSDAY 23<sup>rd</sup> June 2022 or as soon as the meters can be updated.**

If objections are received and not withdrawn the matter will be discussed at a Special Licensing Committee meeting. We will write to you again once the consultation period has closed to update you on the consultation and set out the next steps.

Yours faithfully

Emma Coles  
Licensing Team Leader  
Shared Licensing Service  
Basingstoke and Deane Borough Council and Hart District Council  
Tel: 01256 844844 or 01252 622122





## APPENDIX J

[Licensing@basingstoke.gov.uk](mailto:Licensing@basingstoke.gov.uk)

[www.basingstoke.gov.uk](http://www.basingstoke.gov.uk)

[@BasingstokeGov](https://twitter.com/BasingstokeGov) [@BasingstokeGov](https://www.facebook.com/BasingstokeGov)

[www.hart.gov.uk](http://www.hart.gov.uk)

[@twitter.com/HartCouncil](https://twitter.com/twitter.com/HartCouncil)



APPENDIX J

**Hackney Carriage Fare Table (all changes include VAT) effective from 23 June 2022 (to be confirmed)**

<b>Distance</b>	<b>Tariff 1</b> Daily between 7am-11pm	<b>Tariff 2</b> Daily between 11pm-7am and all bank/public holidays not covered under tariff 3 and on Sundays	<b>Tariff 3</b> Between 8pm on Christmas Eve to 7am on 27 December and New Year's Eve from 7pm to 7am on 2 January
Flag fare	<b>£3.00</b>	<b>£4.00</b>	<b>£6.00</b>
Mile 1	£4.80	£6.70	£9.60
Mile 2	£7.80	£11.20	£15.60
Mile 3	£10.80	£15.70	£21.60
Mile 4	£13.80	£20.20	£27.60
Mile 5	£16.80	£24.70	£33.60
Mile 6	£19.80	£29.20	£39.60
Mile 7	£22.80	£33.70	£45.60
Mile 8	£25.80	£38.20	£51.60
Mile 9	£28.80	£42.70	£57.60
Mile 10	£31.80	£47.20	£63.60

**Extra Charges**

For each additional passenger in excess of 4 (four)	£1.00
Any fouling to the interior of the cab making it unfit for further hiring (at the discretion of the driver)	Up to a maximum of £100

Any complaints concerning the driver or vehicle must be made in writing to the Licensing Team, Civic Offices, London Road, Basingstoke, Hants, RG21 4AH or by email to [licence@hart.gov.uk](mailto:licence@hart.gov.uk). The Licensing Team can be contacted by telephone on 01252 622122.

The meter can only be switched on when you enter the hackney carriage.

**Thank you for using hackney carriage services in Hart.**

**All passengers are reminded that the law requires them to use the seat belts provided.**